



SoP for Industry Partners to Register, Login, and Upload Action Reports on the Meri LiFE Platform

Purpose

The Meri LiFE platform has been co-created in India by the Ministry of Environment, Forests and Climate Change, and UNICEF YuWaah as a digital innovation platform for citizens to hone their green skills, climate sensitivity and leadership towards combating climate change. The platform has been built in conjunction with Mission LiFE – announced by the Prime Minister of India Shri Narendra Modi at the 2021 UN Climate Change Conference (UNFCCC COP 26), as a movement focused on bringing individual behaviours to the forefront of the global climate change narrative. The platform is also used for reporting of activities under Ek Ped Maa Ke Naam.

The purpose of this document is to establish the standard process for Industry partners in India to register and upload Ek Ped Maa Ke Naam activity reports.

Steps for Login and Language Selection

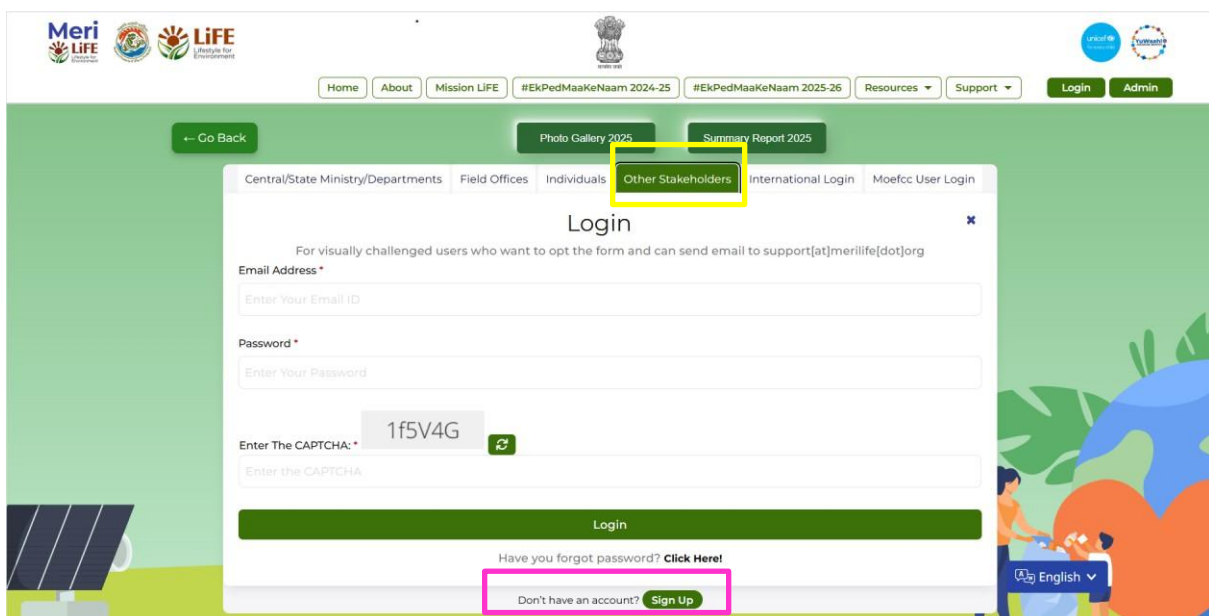
1. To begin, enter <https://merilife.nic.in/> on your browser.
2. On the top right corner of your browser, you will see a drop-down menu labeled “Select language”.
3. Click on it to view the available language options, including Hindi, English, Odia, Telugu, Kannada, Tamil, Bengali, Bhojpuri, Assamese, Punjabi, and Gujarati.
4. Select your preferred language from the list. The login page will then automatically update and display in the selected language

How to sign up on the Meri LiFE platform

1. First enter <https://merilife.nic.in/> on your browser.
2. Click on the “Login” or “#EkPedMaaKe Naam-2026-27” button on the top right corner.



5. If you are already registered:
 - Enter your mobile no. in the field provided under the login section.
 - Enter the OTP received on your registered mobile number
 - Click the login button to access your account.
6. If you are not registered yet:
 - Click on ‘Other Stakeholders’ (highlighted in yellow) tab and then ‘Don't have an account? Sign Up’(highlighted in Pink) just below the login area.



1. In the sign-up form, select the ‘Industry Partners’ and then fill in the mandatory details in the form

Partner Registration

Visually Challenged Users Who Want To Opt For The Form Can Send An Email To Support@Merilife.Org

Multilateral Organisations
 CSO/NGO
 Industry Partners
 Foundations

Field Office *

State Name *

Name *

Designation *

Mobile Number *

Email Address *

Password *

Confirm Password *

Enter The CAPTCHA: *

[Already have an account? Login](#)

2. For Industry Partner users, enter the following required details:
 - Field Office –Type the name of the Industry.
 - State – Enter the name of the State in which the industry is located.
 - Name of the officer – Provide the name of the nodal officer co-ordinating the activities at the given location.
 - Designation– Enter designation.
 - E-mail ID – Provide a valid and active e-mail address.
 - Mobile no. – Enter your 10-digit mobile number for registration.
 - Enter the Captcha
 - Press the submit button
3. After entering your details, you will receive an OTP on the mobile number you provided.
4. Enter the OTP in the designated field to verify your mobile number.
5. Once the OTP is verified, click the login button to finalize your registration.
6. You will now be able to view your dashboard.

WORLD ENVIRONMENT DAY

5 JUNE 2024

32 Initiatives | 755 Field Offices | 2899 Awareness Events Conducted | 11581 Action Events Conducted | 495485 Participants | 379187 Mission LFE Prototypes Taken | 13936 Tree Plantation | 55 Tree Plantation - Number Of Event

Unique ID	Theme Name	Brief description of event	Location of the Event		Type of Event	Number of Event	Date(s) of event	Mode Of Implementation	Technological Intervention	Number of Participants			Uploaded GeoTag Photo	Uploaded Video Clip
			Name Of District	Name Of State						Age 10-19 Yrs	Age 20-29 Yrs	Age 30-34 Yrs		
54818	LIFEStyle Adopted	IFM, Bhopal Organized A Three Day Training Programme On Mission LIFE - Lifestyle For Environment. The Objective Of This Programme Was To Develop A Deep Understanding Of The Mission LIFE - Lifestyle For Environment. This Programme Covered All The Green And Thrive Of Mission LIFE.	Madhya Pradesh (MP)	Bhopal	Action & Awareness Both	1	18/12/2023	Physical	Yes	0	9	11	20	Not Uploaded
54813	LIFEStyle Adopted	IFM, Bhopal Organized A Three-Day MFP On LIFE For Smart And Inclusive Living Covering Essential Topics Such As Mission LIFE - Overview Of Thriving Areas, Behaviour Based Solutions For Post-Pandemic, Eco-Friendly Practices, Say No To Single-Use Plastics, Sustainable Food Systems And Lifestyle.	Madhya Pradesh (MP)	Bhopal	Action & Awareness Both	1	02/12/2023	Physical	Yes	0	4	10	20	Not Uploaded





PART II

How to fill the Tree Plantation Form: # एक पेड़ माँ के नाम #Plant4Mother

1. On your dashboard, scroll down and locate the 'World Environment Day 2026' and 'Ek Ped Maa Ke Naam 2026-27' radio buttons.
2. Now, click on the 'Ek Ped Maa Ke Naam 2026-27' radio button next to 'World Environment Day 2026' button.

Unique ID	Theme Name	Event description of event	Location of the Event	Type of Event	Number of Event	Date(s) of event	Mode Of Implementation	Technological Intervention	Number of Participants	Uploaded Geotag Photo	Uploaded Video Clip			
548118	LFE519w-Adopted	IFM, Shreeji Organized A Three Day Training Programme On Mission LFE: Lifestyle For Environment. The Objective Of The Programme Was To Develop A Deep Understanding Of The Mission LFE: Lifestyle For Environment. The Programme Covered All The Seven Key Themes Of Mission LFE.	Madhya Pradesh (MP)	Workshop	1	18/02/2023	Physical	Yes	0	9	11	20	📷	Not Uploaded
548112	LFE519w-Adopted	LFEI, Shreeji Organized A Three Day MCP On LFE For Middle And Income Living Covering Essential Topics Such As Mission LFE: Overview Of Thematic Areas, Behaviour Based Solutions For The Planet People, Eco-Friendly Practices, Say No To Single Use Plastic, Sustainable Food Systems And Lifestyle.	Madhya Pradesh (MP)	Workshop	1	02/11/2023	Physical	Yes	0	4	18	20	📷	Not Uploaded

3. Once selected, you will be able to view the #EkPedMaaKeNaam Plantation Form 2026-27 Form.
4. Please provide the details of plantations with respect to each site: Enter the total number of sites
5. Now, select Radio button "Urban", if the activity/event location is in an Urban area and "Rural", if the activity/event location is in a Rural area.
6. Now, proceed to fill in all the fields accordingly.
7. Select the Plantation Type from the drop down:
 - Aravali Green Wall,
 - Delhi Green Action Plan
 - MISHTI,
 - Micro Forest/ Miyawaki,
 - Nagar Van Yojana,
 - Namo Van,
 - Protected Areas (WLS-NP-TR)
 - Ramsar sites
 - Other-Regular

[← Back](#)
#EkPedMaaKeNaam Plantation Form 2026-27
[Dashboard](#)
[Report](#)

PLEASE PROVIDE THE DETAILS OF PLANTATIONS WITH RESPECT TO EACH SITE.

Total Number of Sites*

Enter the details for Site No: 1/1

Place
 Urban Rural

State / UT* District*

Municipal Corporation/Cantonment Ward No.

Place* Location (Geo Tag)

Name of Activity/Event Dignitaries

Species Name Number of Participants*

Number of Seedlings* Date of Plantation*

Organization Type* Plantation Type*

Upload Geotagged Photos* [Select Image](#)
Not more than 5 photos (.jpg, .jpeg, .png) are allowed.

Upload Video Clips [Select Video](#)
Not more than 3 videos and each video not more than 45 seconds (.mp4, .mkv) are allowed.

Social Media Outreach URL

[Submit](#)

S.No.	State / UT	District	Number of Sites	Number of Seedlings	Plantation Type	Date
Data Not Found						

- Each video and photograph must have a caption mandatorily. Please describe the actions taken in the photograph and video through the caption so that we are able to amplify and acknowledge your efforts.

9. Captions for both photographs and videos can be as simple as, “100 trees planted in Dehradun, Uttarakhand by eco-club activities on 20th June 2024’ or ‘Tree plantation activities conducted by officials from XXX department on 23rd June 2024’.
10. To upload photos, click on “Select Image” under “Upload Geotagged Photos”. You can upload a maximum of 5 photos.
11. After adding the photos, add a photo caption of your choice.
12. To upload videos, click on “select video” under “upload video clip”. You can upload a maximum of 3 videos. Video should not be more than 45 seconds.
13. The maximum size for each video is 5MB.
14. Now, click on “Submit” and your Tree Plantation Report has been filled.
15. After filling in these details, you will be able to view the Tree Plantation Report on the dashboard.

PART II-A

Guidelines for Tree Plantation Campaign # एक पेड़ माँ के नाम #Plant4Mother

1. **Sourcing saplings for tree plantation:** To ensure the success of tree plantation initiatives, sourcing healthy and viable saplings is crucial. Saplings can be sourced from;
 - a. *Forest Department Nurseries:* These nurseries are managed by state forest departments and offer a wide variety of indigenous species at subsidized rates. They are reliable sources of healthy saplings suited for local climatic and soil conditions
 - b. *Community Nurseries:* These nurseries are managed by local communities and often funded by government or NGO initiatives. They promote the use of native species and involve the community in the propagation and distribution of saplings.
2. **Site Selection:** Choose appropriate locations such as public parks, schools, and degraded lands for tree plantation. Focus on areas with adequate sunlight, proper drainage, and enough space for the tree to grow.
3. **Native Tree Species:** Opt for planting native tree species as they are well-adapted to the local climate and support the region's biodiversity. Some popular choices in India include neem, banyan, peepal, mango, and teak.
4. **Planting Season:** The ideal time for tree plantation in most parts of India is during the monsoon season (June to September). This period provides sufficient rainfall, which helps with the establishment and growth of newly planted trees.
5. **Proper Planting Techniques:** Follow proper planting techniques to ensure the tree's root system is well- positioned and not damaged during planting. Adequate spacing between trees should be maintained to allow for their mature growth.

PART II-B

Tree Plantation Care and Maintenance




1. **Watering:** Provide regular watering to newly planted trees, especially during the first year. It is important to maintain a balance, avoiding both overwatering and underwatering.
2. **Mulching:** Apply organic mulch around the base of the tree to conserve moisture, regulate soil





temperature, suppress weed growth, and provide essential nutrients. This practice improves the tree's overall health and reduces water requirements.




3. **Pruning:** Prune trees as needed to remove dead or diseased branches, maintain proper shape, and enhance their structural integrity. Pruning also promotes healthy growth and reduces the risk of potential hazards.





PART II-C

Overview of commonly planted trees in India

Name	Description	Picture of the plant
<p>Banyan (Ficus benghalensis)</p>	<p>The Banyan tree is famous for its aerial roots that grow down from its branches, forming additional trunks. It's considered sacred in Hinduism and often serves as a gathering place for communities.</p>	
<p>Neem (Azadirachta indica)</p>	<p>Neem is known for its medicinal properties and is often referred to as the "village pharmacy." Its leaves, bark, and oil have numerous uses in traditional medicine.</p>	
<p>Peepal (Ficus religiosa)</p>	<p>Another sacred tree in Hinduism, the Peepal tree is often associated with spiritual and religious practices. It is known for its heart-shaped leaves.</p>	

<p>Teak (<i>Tectona grandis</i>)</p>	<p>Teak is prized for its high-quality timber used in furniture and construction. It's known for its durability and resistance to decay.</p>	
<p>Jamun (<i>Syzygium cumini</i>)</p>	<p>The Jamun tree produces sweet and tangy purple fruits, often used in Indian cuisine and traditional medicine. It's known for its medicinal properties, particularly in managing diabetes.</p>	
<p>Mahogany (<i>Swietenia mahagoni</i>)</p>	<p>Mahogany is valued for its fine timber, which is used in furniture making and boat building. It's native to parts of India, including the Andaman and Nicobar Islands.</p>	
<p>Sandalwood (<i>Santalum album</i>)</p>	<p>Sandalwood is renowned for its fragrant heartwood, which is used in perfumes, incense, and religious rituals. It's native to southern India.</p>	

<p>Indian Rosewood (Dalbergia sissoo)</p>	<p>Indian Rosewood, or Sheesham, is prized for its hardwood, commonly used in furniture and musical instruments.</p>	
<p>Indian Coral Tree (Erythrina variegata)</p>	<p>Known for its striking red flowers, this tree is native to India and has cultural significance. Its wood is used in traditional woodcraft.</p>	
<p>Indian Gooseberry (Emblica officinalis)</p>	<p>The Amla tree produces small, green fruits known for their high vitamin C content. Amla is used in various culinary and medicinal preparations.</p>	

<p>Indian Beech (Pongamia pinnata)</p>	<p>This tree yields oilseeds used in biodiesel production and traditional medicine. It's native to several regions in India.</p>	
<p>Indian Elm (Holoptelea integrifolia)</p>	<p>Also known as the Indian Elm or Chilbil, this tree is valued for its timber and has cultural significance in some regions.</p>	
<p>Sal (Shorea robusta)</p>	<p>Sal is a prominent tree in the Indian subcontinent and is used for its timber and resin. It's often associated with Hindu rituals and beliefs.</p>	
<p>Indian Mahua (Madhuca longifolia)</p>	<p>The Mahua tree produces edible flowers and seeds. Mahua-based products have cultural and economic significance in tribal communities.</p>	

Source:

- *Tree Plantation in India*. Grow Billion Trees. (n.d.). <https://growbilliontrees.com/pages/tree-plantation-in-india>
